

Torre S

design by Alban Le Henry

COLOS



TORRE S is essentially the base of the Torre chair, which thus makes a handy comfortable stool.

The retro design, inspired by traditional bistro seating, makes this stool an ideal choice catering to the needs of the hospitality industry, especially foodservice businesses.

Torre S is ideal as a bar or pub stool: light and easy to carry, it can be moved from one table to another to seat customers in a flash. This quality means it also slots effortlessly into residential settings, such as kids' bedrooms or bathrooms.

The structure has been designed for stacking: this means the stool can be neatly and compactly stacked away

when not in use. An excellent solution for premises that require flexibility, adding and removing seating to meet changing needs.

Available in seven colours, Torre S can also be fitted with a little panel upholstered in fabric or imitation leather, which allows you to mix and match colours and provides a comfortable seat.



Alban Le Henry

After graduating from ENSCI, France's national industrial design school in Paris, Alban Le Henry began his career at the design studio of brothers Ronan & Erwan Bouroullec, Compasso d'Oro award in 2011.

Since 2007, he has been working freelance from his personal atelier, focusing on furniture, industrial product and set design.

www.albanlehenry.com

Compositions

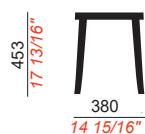
Four-legged stool, with monoshell and frame in fiberglass polypropylene.

Stackable up to 8 units on the floor

Certifications



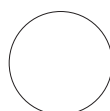
Dimensions



Packaging

- Quantity for package: 4
- Box sizes: **51x51x62cm**
- Package volume: **0,16 m³**
- Package weight: **12,5 Kg**

Polypropylene colours



White
NCS 0500-N



Ice Blue
NCS 1510 - R90B



Forest Green
NCS 5030 - G30Y



Mud
NCS 7010 - G90Y



Aubergine
NCS 5540 - Y90R



Dark Grey
NCS 5540 - Y90R



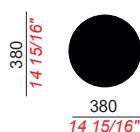
Black
NCS 9000 - N

Accessories

Padded polypropylene panel upholstered in fabric or eco leather.




Dimensions accessories



Accessories Certifications



Fidivi fabric colours



Eco-leather colours



Use and maintenance

STEEL — Iron and carbon alloy with carbon percentage lower than 2% treated to resist atmospheric agents.

MAINTENANCE — To keep the product in good condition for a long time, we recommend storing it during the winter in closed and dry places in order to avoid condensation. Before the winter season and on a quarterly basis, if the products are stored near the sea, it is recommended to clean the metal surfaces with a soft cloth using water or detergents and protect them with vaseline oil or car wax.

ALUMINUM — Aluminum alloys, particularly suitable for cold working and for die casting, treated appropriately to resist atmospheric agents and powder coated.

MAINTENANCE — To keep the product in good condition for a long time, we recommend a correct periodic cleaning, particularly frequent in places characterized by high humidity and marine climate. It is recommended to clean the surfaces with a soft cloth using water or neutral detergents. Prolonged and uninterrupted exposure to intense UV radiation or very cold temperatures can affect the initial characteristics of the colored aesthetic coating made of polyester. We recommend cleaning and storing products in sheltered places during prolonged periods of non-use and in winter.

HPL — Self-supporting material suitable for exposure to the external environment. It consists of layers of Kraft paper impregnated with phenolic resins and a decorative surface layer impregnated with thermosetting resins. These layers are pressed at 9Mp and at a temperature of 150 degrees centigrade.

MAINTENANCE — The HPL laminate is easy to clean and does not require any particular maintenance. Most stains can be washed with water only and dried with soft, clean cloths. For persistent stains, use a sponge and a specific laminate cleaner, or glass cleaner. Then remove the traces of these products with a dry cloth to avoid streaks or opacification. We always recommend trying any product in an inconspicuous corner. Avoid using steel scouring pads, products containing abrasive creams, washing powder and acetone.

PLASTIC MATERIALS — Plastic surfaces should generally be cleaned with a damp and soft cloth soaked in water, the use of dry cloths which with rubbing could electrostatically charge the plastic surface attracting dust is not recommended.

For stubborn stains, neutral liquid soap can be diluted in water in moderation. Absolutely avoid the use of acetone, trichlorethylene, ammonia, or detergents that contain even a small amount of these detergents because they can dull the

shine of the surfaces. Absolutely avoid all abrasive substances, such as powder detergents, abrasive pastes, scouring pads or rough sponges. Avoid dragging objects that can scratch the material onto surfaces. Remember also that plastic materials cannot withstand sources of direct heat on the surface, such as direct contact with pots and pans.

WOOD — Clean with a damp and soft cloth soaked in warm water. Always dry after cleaning. Immediately remove any liquid substances or other residues to avoid absorption. The wooden surfaces, being the same a natural material, could undergo color changes with use and over time. Remember that woods cannot withstand direct heat sources on the surface. Long-lasting exposure could alter its coloring.

WARNINGS

Avoid the following improper uses: stand on the product, sit on the back, on the armrests, on the edge of the tables, use the product as a ladder. Do not disperse the product in the environment, but call the companies responsible for the disposal of solid urban waste for transport to landfills and recovery. The table tops in sheet metal / iron are made with a slight deviation of planarity downwards to prevent a "spring effect" from being created during use.